


R247-G

Cabinet-Based 24-Hour Flashing Beacon Data Sheet



24-hour flashing beacons for warning and stop signs increase compliance and reduce blow-throughs:

- ✓ Highest intensity output in the industry
- ✓ MUTCD 11th edition and Buy America/BABA compliant
- ✓ Solar or AC-powered
- ✓ Solar Power Report™ (SPR) prepared for every location to ensure battery longevity

Superior Design and Technology

The R247-G is a cabinet-based system with a separate, high-power solar panel. This design enables the R247-G to work with remote monitoring and operate at higher intensities in challenging environments. MUTCD flash patterns, available ITE intensity, and multiple configurations enable the R247-G to handle all warning and stop sign applications.

Easy Installation

All components, including the battery or AC power supply and Energy Management System (EMS) are housed in a compact, lockable, purpose-built enclosure. It also incorporates a wire routing and termination system, and all components are wired at the factory for an efficient installation.

Advanced User Interface

The R247-G comes with an on-board user interface for quick configuration and status monitoring. It allows for simple in-the-field adjustment of flash pattern, duration, intensity, ambient auto adjust, night dimming, and many more. Optional manual override switch for local control.

Reliable

Every solar-powered model is solar-sized by location to ensure year-after-year operation. Carmanah includes a Solar Power Report to prove sustainability over a 12-month period.



**MUTCD
compliant**



**Buy America
compliant**



**5-year limited
warranty**



**Solar-sized for
every location**

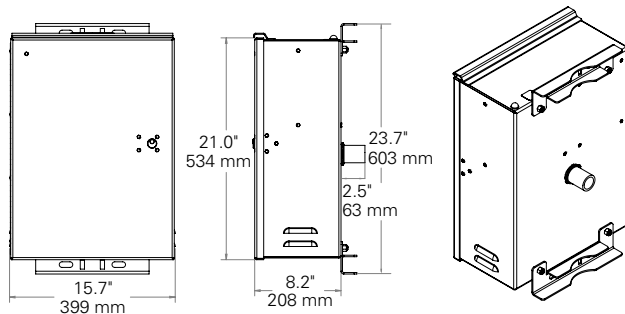
R247-G

Cabinet-Based 24-Hour Flashing Beacon Data Sheet

1.844.412.8395 | traffic@carmanah.com | carmanah.com



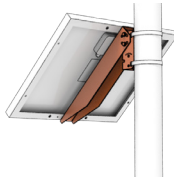
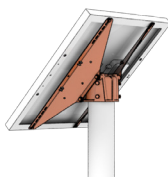
CABINET DIMENSIONS



SOLAR PANELS AND MOUNTS

3.5" - 4.5" Diameter Round
Top of Pole Mount

Side of Pole Mount



PANEL*	LENGTH	WIDTH
50 W	26.3" (668 mm)	21.2" (538 mm)
80 W	30.7" (780 mm)	26.5" (672 mm)

* Carmanah will conduct a site assessment and provide an Solar Power Report™ to determine the correct solar panel and battery size.

BEACON MOUNTING

Dual Beacon

Quad Beacon



BEACON SPECIFICATIONS

Optical	Configurable to MUTCD 11th Edition (Chapter 4S) Standards
	ITE VTCSH-LED Circular Signal Supplement compliant: meets ITE or 1.7x ITE intensity when used as recommended
	12 in (305 mm) or 8 in (203 mm) diameter LED modules, yellow or red
	High-power LEDs: +90% lumen maintenance (L90) based on IES LM-80
	Yellow, black, or green signal heads in UV-resistant polycarbonate or aluminum

SYSTEM SPECIFICATIONS

On-Board User Interface (OBUI)	Adjustable system settings with auto-scrolling LED display on our latest EMS
	System test, status, and fault detection: battery, solar, button, beacon, radio, day/night
	Flash patterns: RFB (WW+S), RFB1 (WW+S legacy), RFB2 (WSDOT), 0.5 sec. alternating (MUTCD), 0.5 sec. unison (MUTCD), 0.5 sec. x3 alternating (MUTCD), 0.1 sec. unison, 0.25 sec. unison, 0.1 sec. x3 quick flashes unison, 0.1 sec. x3 quick flashes alternating, steady on
	Input: momentary for pushbutton activation, normally open switch, normally closed switch, dusk-to-dawn operation
	Flash duration: 5 sec. to 1 hr.
	Intensity setting: 20 to 1400 mA for multiple circular beacons, RFBs, or LED enhanced signs
	Nighttime dimming: 10 to 100% of daytime intensity
	Ambient Auto Adjust: increases intensity during bright daytime
	Automatic Light Control: reduces intensity if the battery is extremely low
	Temperature correction: yellow or red beacons
Beacon Communication	Calendar: internal time clock function
	Radio settings: enable/disable, selectable channel from 1 to 14
	Output: enabled when beacons flashing daytime and nighttime, or nighttime only
	Activation counts and data reporting via OBUI or optional USB connection
	Optional encrypted, wireless radio with 2.4 GHz mesh technology
Power System	Optional radio allows calendar program, manual override switch, or input device from one system to remotely control other systems
	User-selectable multiple channels to group different beacons and ensure a robust wireless signal
	Instantaneous wireless activation: <150 ms
Energy Collection	Wireless range: 1000 ft (305 m)
	Integrated, vandal-proof antenna
	Solar or AC-powered
Energy Storage	AC: 100-240 VAC input, 6-14 AWG
	Replaceable AC-DC power supply, circuit breaker, terminal block wiring
	50 or 80 W high-efficiency photovoltaic solar panel
Cabinet Construction	45 deg tilt for optimal energy collection
	Maximum Power Point Tracking with Temperature Compensation (MPPT-TC) battery charger for optimal energy collection in all solar and battery conditions
	12 V battery system with multiple sizes: 35, 55, 100 Ahr.
Environmental	Replaceable, recyclable, sealed, maintenance-free, best-in-class AGM batteries offer the widest temperature range and longest life
	Battery design life: +5 yrs.
	Weatherproof, gasketed enclosure with vents for ambient air transfer (NEMA 3R)
Activation	Lockable, hinged door with #2 lock
	Optional padlockable latch
	Corrosion-resistant aluminum with stainless steel hardware
Warranty	Raw aluminum finish or yellow, black, or green powder coated
	Prewired to minimize installation time
	High-efficiency optics and EMS = the most compact, lightweight system
	-40 to 165° F (-40 to 74° C) system operating temperature
	-40 to 162° F (-40 to 72° C) battery operating temperature
	150 mph (241 kph) wind speed as per AASHTO LTS-6
	Standard operation is flashing 24 hrs./day
	Optional internal time clock for calendar programming
	Optional manual override switch allows local control of beacons
	Optional junction box: lockable, hinged door, corrosion-resistant aluminum enclosure allows easy calendar programming and access to manual override switch

Specifications subject to local environmental conditions, and may be subject to change.

All Carmanah products are manufactured in facilities that are certified to ISO quality standards.

"Carmanah" and Carmanah logo are trademarks of Carmanah Technologies Corp.

© 2024, Carmanah Technologies Corp.

Document: Carmanah_DATA_R247-G_RevJ