

R920-F-HUB


StreetHub™ Connected RRFB Crosswalk System



Rectangular rapid flashing beacons (RRFBs) improve pedestrian safety by increasing yield rates to 72-96% at crosswalks.*

- ✓ The benchmark for RRFBs, the R920-F-HUB meets MUTCD requirements, including IA-21, and is Buy America compliant
- ✓ Compact and lightweight solar engine
- ✓ Audible push button or passive pedestrian activation
- ✓ Energy Balance Report™ (EBR) prepared for every location

Built-in wireless connectivity allows for remote data collection and beacon health monitoring, ensuring optimal safety, minimal downtime and fewer service calls and site visits.

- ✓ Monitoring unit upgrades and over-the-air software and security updates included
- ✓ Extended battery warranty matched to connectivity and support plan
- ✓ Backup battery ensures uninterrupted data collection and connectivity
- ✓ Powered by  applied INFORMATION

SAFETY + CONTROL + INSIGHT

All-in-one System

The R920-F-HUB combines Carmanah's reliable safety beacons with Applied Information's industry-leading intelligent transportation systems (ITS) solutions. An out-of-the-box system, the R920-F-HUB ships ready to install with instant connectivity.

Remote Monitoring and Data Collection

Every R920-F-HUB includes its own monitoring unit allowing for remote communication and collection of push button activations. System health can be monitored from the cloud-based Glance platform powered by AI, reducing site visits and saving departments time and money.

Timely Alerts

The R920-F-HUB issues system status alerts 24/7 via text or email to reduce service calls, speed response times and improve safety by ensuring systems are working properly.

Automated and On-demand Reports

Connecting to Glance means users can quickly and easily access data and insights that enable accurate treatment analysis and proactive maintenance plans.

TravelSafely Mobile Safety App

TravelSafely is a pioneering smartphone app developed by AI that boosts safety by providing alerts and facilitating better communication between motorists, pedestrians, cyclists and infrastructure.

Trusted for 20+ Years

With thousands of installations, Carmanah's systems are the benchmark in traffic installations and other transportation applications worldwide.



* U.S. Department of Transportation Federal Highways Administration, Publication No. FHWA-HRT-10-043 - "Effects of Yellow Rectangular Rapid-Flashing Beacons on Yielding at Multilane Uncontrolled Crosswalks"

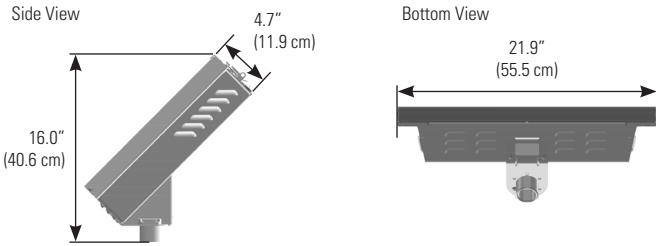
R920-F-HUB

StreetHub™ Connected RRFB Crosswalk System

1.844.412.8395 | traffic@carmanah.com | carmanahtraffic.com



SOLAR ENGINE DIMENSIONS



SOLAR ENGINE MOUNTING

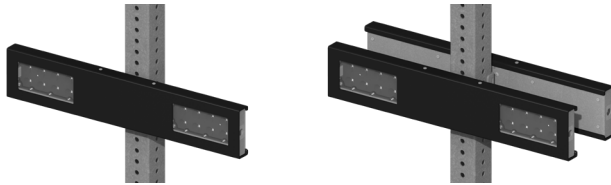
2.0" - 2.5" Perforated Square Pole Mount 2.38" - 2.88" Diameter Round Pole Mount 4.0" - 4.5" Diameter Round Pole Mount Side Pole Mount




LIGHT BAR CONFIGURATION

Uni-directional Configuration

Bi-directional Configuration



IN-THE-FIELD AIMING



Rotate the light bar towards the incoming vehicle lane, independent of the wire hole location.

CELLULAR CONNECTIVITY AND SOFTWARE SPECIFICATIONS

Monitoring Unit	Applied Information AI-500-070B (AI-500-071 in Florida) monitoring unit includes cellular modem with GPS, fully integrated and configured from the factory
	LTE wireless broadband network
	Hardware is upgradeable if service provider changes network requirements
	Prewired inputs and outputs to monitor beacon, solar panel, battery, and system status
	Unit connects to the network every 30 minutes to ensure uptime
	Over-the-air software and security updates
Monitoring Platform	Non-volatile memory storage and battery backup in case of system power loss
	Meets NEMA TS 8 requirements for Cyber and Physical Security for Intelligent Transportation Systems
	Glance™ cloud-based platform for remote beacon monitoring Compatible with desktop and mobile devices
	Stores detailed system data including battery status, solar panel voltage, push button activations, and more
Connectivity and Support	Configurable smart alerts through email and/or text of system issues
	Custom reports available
	1/2/3/4/5-year connectivity and support plans available

BEACON SPECIFICATIONS

Optical	MUTCD interim approval IA-21 and MUTCDC compliant
	Purpose-built light bar optics = maximum efficiency and no stray light
	Exceeds SAE J595 class 1 intensity by 2.5 to 3x when used as recommended
	Meets SAE J578 chromaticity
Beacon Communication	3 in (76 mm) x 7 in (178 mm) clear, UV-rated polycarbonate lens with yellow LEDs
	High-power LEDs: +90% lumen maintenance (L90) based on IES LM-80
	Side-emitting pedestrian confirmation LEDs
	Independent, stainless steel mounting brackets make back-to-back installation simple and enable in-field aiming for maximum effectiveness
Beacon Communication	Yellow, black, or green powder coated light bar covers
	Encrypted, wireless radio with 2.4 GHz mesh technology
	Wireless update of settings from any unit to all systems on the same radio channel
	User-selectable multiple channels to group different beacons and ensure a robust wireless signal
	Communicates with all other Gen III radio-enabled systems including our R820-E, -F, and -G circular beacons
	Instantaneous wireless activation: <150 ms
	Wireless range: 1000 ft (305 m)
	Integrated, vandal-resistant antenna

SYSTEM SPECIFICATIONS

On-Board User Interface (OBUI)	Adjustable system settings with auto-scrolling LED display on our latest EMS	
	System test, status, and fault detection: battery, solar, button, beacon, radio, day/night	
	Flash patterns: RFB1 (WW+S), RFB2 (WSDOT), 0.5 sec. alternating (MUTCD), 0.5 sec. unison (MUTCD), 0.1 sec. unison, 0.25 sec. unison, 0.1 sec. x3 quick flashes unison, 0.1 sec. x3 quick flashes alternating	
	Input: momentary for push button activation, normally open switch, normally closed switch	
	Flash duration: 5 sec. to 1 hr.	
	Intensity setting: 20 to 1400 mA for multiple RRFBs, circular beacons, or LED enhanced signs	
	Nighttime dimming: 10 to 100% of daytime intensity	
	Ambient Auto Adjust: increases intensity during bright daytime	
	Automatic Light Control: reduces intensity if the battery is extremely low	
	Temperature correction: yellow or red beacons	
Energy Collection	Calendar: internal time clock function	
	Radio settings: enable/disable, selectable channel from 1 to 14	
	Output: enabled when beacons flashing daytime and nighttime, or nighttime only E.g., for relay control of overhead lighting	
	Activation counts and data reporting via OBUI or optional USB connection	
	30 W high-efficiency photovoltaic solar panel	
	45 deg tilt for optimal energy collection	
	Maximum Power Point Tracking with Temperature Compensation (MPPT-TC) battery charger for optimal energy collection in all solar and battery conditions	
	12 V 34 Ahr. battery system	
	Energy Storage	Replaceable, recyclable, sealed, maintenance-free, best-in-class AGM batteries offer the widest temperature range and longest life
		Battery design life: +5 yrs.
Tool-less battery change with quick connect terminals and strapping for easy installation		
Weatherproof, gasketed enclosure with vents for ambient air transfer (NEMA 3R)		
Solar Engine Construction	Lockable, hinged lid for access to on-board user interface and batteries	
	Corrosion-resistant aluminum with stainless steel hardware	
	Raw aluminum finish or yellow, black, or green powder coated	
	Prewired to minimize installation time	
Environmental	High-efficiency optics and EMS = the most compact, lightweight system	
	41 lb (18.6 kg) including batteries and monitoring unit, excluding beacons	
	-35 to 165° F (-37 to 74° C) system operating temperature	
	-40 to 140° F (-40 to 60° C) battery operating temperature	
Activation	150 mph (241 kph) wind speed as per AASHTO LTS-6	
	Push button: ADA-compliant, piezo-driven with visual LED and two-tone audible confirmation	
	Audible push button station: ADA-compliant, piezo-driven with visual LED and customizable voice message confirmation	
Warranty	Passive activation: microwave-based sensor detects pedestrian	
	5-year limited warranty, excluding batteries Battery warranty matches selected connectivity and support plan	



Specifications subject to local environmental conditions, and may be subject to change.

All Carmanah products are manufactured in facilities that are certified to ISO quality standards.

"Carmanah" and Carmanah logo are trademarks of Carmanah Technologies Corp.

© 2020, Carmanah Technologies Corp.

Document: SPEC_TRA_R920-F-HUB_RevB